

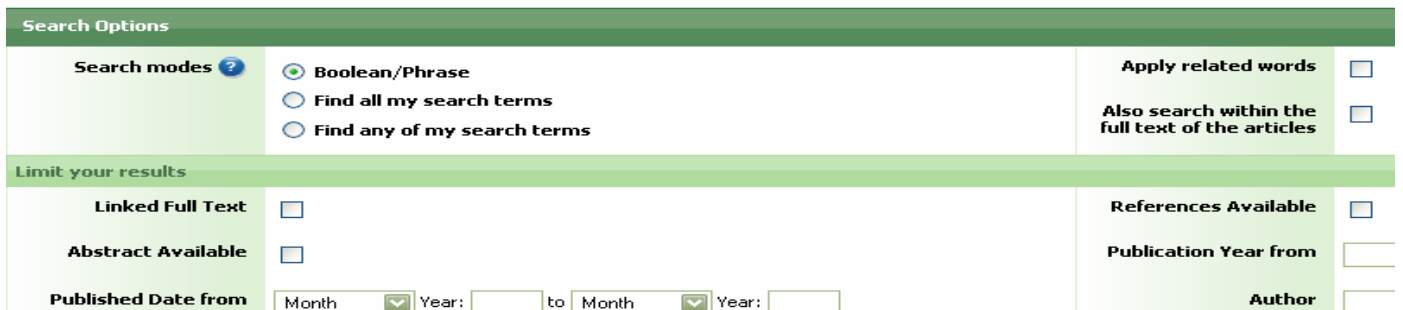
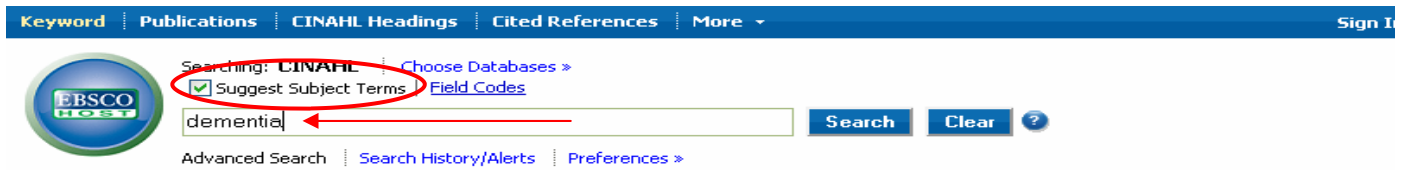


# CINAHL: A Guide to Searching the Database

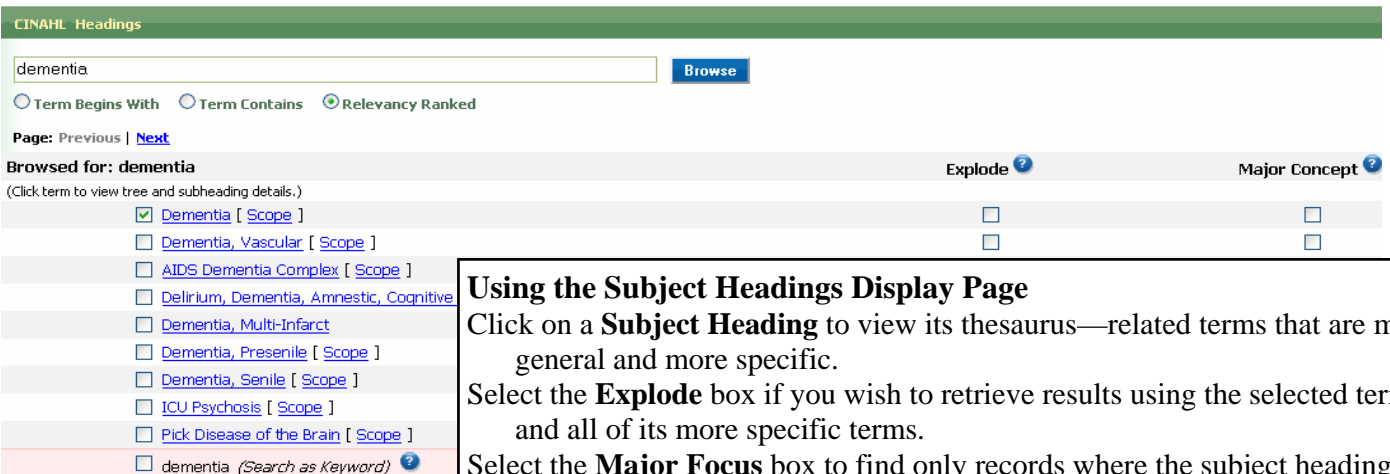
**CINAHL** (Cumulative Index to Nursing and Allied Health Literature) is a major database indexing articles and documents in nursing and allied health literature. Subjects covered include consumer health, biomedicine, behavioral sciences, and education.

## Searching CINAHL

Access CINAHL by going to the **Find Articles** tab on the Library’s web page and clicking on “Databases A-Z.” Enter a keyword or phrase and click **Search**. Use the **Limit Your Results** area to limit your search to full-text, peer-reviewed, publication year, age groups, clinical queries, and many other options.




Notice the **Suggest Subject Terms** box is checked. When this box is checked, clicking **Search** will cause the CINAHL Headings display page to appear (see below). This will list **subject headings** in the database related to that keyword or phrase. To go *directly* to your search results after clicking **Search**, make sure the **Map Term** box is not checked.



**Using the Subject Headings Display Page**  
Click on a **Subject Heading** to view its thesaurus—related terms that are more general and more specific.  
Select the **Explode** box if you wish to retrieve results using the selected term and all of its more specific terms.  
Select the **Major Focus** box to find only records where the subject heading is the major topic of the article.  
If your search did not map to a desirable subject heading, select the box **Search as Keyword**.  
If you select more than one term, you can combine them using a Boolean operator (AND or OR).

## Selecting Subheadings

Subheadings can be used to restrict the focus of your search. Adding subheadings will result in fewer but more specific search results. This is a great way to narrow down a search.

Database: CINAHL 

[Back](#)

Combine selections with:



Qualify Subheadings:

<input type="checkbox"/> Blood <a href="#">[scope]</a>	<input type="checkbox"/> Microbiology <a href="#">[scope]</a>
<input type="checkbox"/> Cerebrospinal Fluid <a href="#">[scope]</a>	<input type="checkbox"/> Mortality <a href="#">[scope]</a>
<input type="checkbox"/> Chemically Induced <a href="#">[scope]</a>	<input checked="" type="checkbox"/> Nursing <a href="#">[scope]</a>
<input type="checkbox"/> Classification <a href="#">[scope]</a>	<input type="checkbox"/> Organizations <a href="#">[scope]</a>
<input type="checkbox"/> Complications <a href="#">[scope]</a>	<input type="checkbox"/> Pathology <a href="#">[scope]</a>
<input type="checkbox"/> Diet Therapy <a href="#">[scope]</a>	<input type="checkbox"/> Prevention And Control <a href="#">[scope]</a>
<input checked="" type="checkbox"/> Diagnosis <a href="#">[scope]</a>	<input type="checkbox"/> Psychosocial Factors <a href="#">[scope]</a>
<input type="checkbox"/> Drug Therapy <a href="#">[scope]</a>	<input type="checkbox"/> Physiopathology <a href="#">[scope]</a>
<input type="checkbox"/> Economics <a href="#">[scope]</a>	<input type="checkbox"/> Prognosis <a href="#">[scope]</a>
<input type="checkbox"/> Education <a href="#">[scope]</a>	<input type="checkbox"/> Radiography <a href="#">[scope]</a>
<input type="checkbox"/> Ethnology <a href="#">[scope]</a>	<input type="checkbox"/> Risk Factors <a href="#">[scope]</a>
<input type="checkbox"/> Ethical Issues <a href="#">[scope]</a>	<input type="checkbox"/> Rehabilitation <a href="#">[scope]</a>
<input type="checkbox"/> Embryology <a href="#">[scope]</a>	<input type="checkbox"/> Radiotherapy <a href="#">[scope]</a>
<input type="checkbox"/> Epidemiology <a href="#">[scope]</a>	<input type="checkbox"/> Symptoms <a href="#">[scope]</a>
<input type="checkbox"/> Etiology <a href="#">[scope]</a>	<input type="checkbox"/> Surgery <a href="#">[scope]</a>
<input type="checkbox"/> Familial And Genetic <a href="#">[scope]</a>	<input type="checkbox"/> Trends <a href="#">[scope]</a>
<input type="checkbox"/> History <a href="#">[scope]</a>	<input type="checkbox"/> Therapy <a href="#">[scope]</a>
<input type="checkbox"/> Immunology <a href="#">[scope]</a>	<input type="checkbox"/> Transmission <a href="#">[scope]</a>
<input type="checkbox"/> Legislation And Jurisprudence <a href="#">[scope]</a>	<input type="checkbox"/> Urine <a href="#">[scope]</a>
<input type="checkbox"/> Metabolism <a href="#">[scope]</a>	<input type="checkbox"/> Ultrasonography <a href="#">[scope]</a>

To choose one or more subheadings to add to your search, checkmark the box beside the subheading, combine the selections using AND or OR, and click Search Database. Click the **scope** link to find out more information on a subheading.

## Viewing Your Search Results

Your search results will display with a list of records as shown below. You can view the abstract or complete reference for the article, check for full-text, and email, save, or print the record (by clicking on the title).

- [Eating behavior in persons with moderate to late-stage dementia: assessment and interventions.](#)  (includes abstract); Amella EJ; Grant AP; Mulloy C Journal of the American Psychiatric Nurses Association, 2007 Dec-2008 Jan; 13 (6): 360-7 (journal article) ISSN: 1078-3903 CINAHL AN: 2009758904  
 Abstract Only  
 Cited References: (66)
- [Overcoming barriers to early dementia diagnosis.](#)  Lancet, 2008 Jun 7-13; 371 (9628): 1888 (journal article - editorial) ISSN: 0099-5355 PMID: 18539203 CINAHL AN: 2009952761  
 Abstract Only

Hold your mouse over the **Magnifying Glass** icon to view the article's abstract (an **abstract** is a brief statement or comprehensive digest of the research and findings).

The full-text of some articles will be available in CINAHL, but most will be available through one or more of the University's electronic databases. Click on **Links @ Pitt-UPMC** and follow the directions to see if the full-text of the article can be accessed. Need help finding the full-text of an article? **Ask a librarian.**

**Narrow Results by**

- Source Types
  - All Results
  - Periodicals
  - Books/Monographs
  - Pamphlets
  - Dissertations
  - CEUs
  - Proceedings
- Subject
  - Dementia
  - Aged
  - Female
  - Male
  - Aged, 80 and Over
  - Middle Age

[More >>](#)

- Subject: Major Heading
- Age
- Gender

To the left of the search results, you will see a box labeled **Narrow Results By**. This will allow you to narrow the records retrieved by type (periodicals, pamphlets, etc.), subject, age, or gender. This is a good way to find more specific results.

## Search History

The Search History, which appears above the search results screen, allows you to keep track of the searches you've performed, return to a previous search, and combine searches to reduce the number of search results. Click **View Results** beside the search you want see again. Click **Combine Searches** to choose the searches you want to combine and run the new search.

Search History/Alerts

[Print Search History](#) | [Retrieve Searches](#) | [Retrieve Alerts](#) | [Save Searches / Alerts](#) | [Clear Search History](#)

Combine searches with:

Add to Search	Search ID#	Search Terms	Search Options	Actions	Delete
<input checked="" type="checkbox"/>	S2	(MH "Dementia/DI/NU")	Search modes - Boolean/Phrase	<a href="#">View Results</a> (1798) <a href="#">Revise Search</a> <a href="#">View Details</a>	<input type="button" value="X"/>
<input checked="" type="checkbox"/>	S1	dementia	Search modes - Boolean/Phrase	<a href="#">View Results</a> (12753) <a href="#">Revise Search</a> <a href="#">View Details</a>	<input type="button" value="X"/>

[I'm a new user](#) | [I forgot my password](#) | [I forgot my user name and password](#)

User Name

Password

Load Preferences from My EBSCOhost

Sign in to access your personalized My EBSCOhost account.

With this account, you can:

- Save preferences
- Organize your research with folders
- Share your folders with others
- View others' folders
- Save and retrieve your search history
- Create email alerts and/or RSS feeds
- Gain access to your saved research remotely

By setting up a free My EBSCOhost account, you can:

- Save searches and article alerts
- Retrieve your search histories with one click
- Save articles to a folder

Just click "Sign In to My EBSCOhost" at the top of the screen to create an account.

## Developing Good Searching Skills

Most electronic research databases work on the same basic principles to search for and retrieve information. By learning just a few searching tips, you will have a head start on finding the information you need in CINAHL and most research databases, library catalogs, and free web search engines.

### Searching Tips

In keyword searching, you can use special operators to combine search terms and broaden or narrow your search.

Operator	Search Example	Finds Records Containing
AND	dementia and nursing	Finds records containing both dementia and nursing
OR	hospital or clinic	Finds records containing either hospital or clinic
NOT	drugs not prescription	Finds records containing drugs but not prescription. Use carefully because <b>not</b> eliminates records containing both terms
NEAR	art near therapy	Finds records containing art and therapy in same sentence
WITH	hospitals and nurses	Finds records containing hospitals and nurses in the same field

**Broaden your search** by using *truncation*. In the keyword search box, type a word root and immediately follow it with a \*. For example, the search term "child\*" retrieves records containing child, child's, children, childbirth, childcare, etc.

**If you have questions about using CINAHL or any other research databases, finding information, or general research questions, please ask a librarian or call the reference desk at x7295.**